



AGGREGATES

Concrete aggregates: 1/2" & 3/4"
Asphalt Aggregate: 0-6, 6-10, 6-14, 10-14, 14-20
CRR & CRS



READY MIX CONCRETE

Grade: 15,20,25,30,35,40

OUR FLEET & EQUIPMENT



BRANCH OFFICE:

P.O.BOX 60561,
Mbezi, Africana
Dar Es Salaam, Tanzania

MOBILE NO.
+255 (0) 735 525 376

E-MAIL:
kerai.dar@hotmail.com,
kerai.dar@bol.co.tz

WEB:
www.keraiconstruction.com



Kerali Construction is a privately owned and professionally managed company established since 1986, highly diversified in a wide range of construction materials with the company owning and operating its own quarries.

The company's motto is to maintain high quality products and ensure delivery on time.

Over the years Kerali Construction has grown to be one of the leading construction companies and a widely recognized company in Tanzania as a trusted supplier of high-quality building and civil construction materials.

SUPPLIERS OF:

River Sand, Chipping, Black Aggregates,
Coral Aggregates, Hardcore, Murram, Mass
Excavation & Filling.


MANUFACTURERS OF:

Concrete Blocks, Hollow Blocks, Paving Blocks,
Mosaic Tiles & All types of Pre-cast.

CONTRACTOR OF:

All types of Building & Civil Works.





PAVING SLAB

Size: 600 X 600 X 50 MM
500 X 500 X 50 MM
450 X 450 X 75 MM




WALL CAP



KERB STONE

Size: 600 X 300 X 150 MM
600 X 250 X 150 MM
900 X 250 X 150 MM




DRAINAGE

Size: 600 X 60 X 1050 MM



LUVER BLOCK

Size: 6" X 6" X 12" (INCH)



FENCING COLUMNS

Size: 2900 X 125 X 125 MM



CULVERT PIPE

Size:
300 DIA. X 1 MTR. LONG
600 DIA. X 1 MTR. LONG
1200 DIA. X 1 MTR. LONG



PIPE CULVERT SOCKET

Size:
300 DIA. X 1 MTR. LONG
450 DIA. X 1 MTR. LONG
600 DIA. X 1 MTR. LONG
900 DIA. X 1 MTR. LONG
1200 DIA. X 1 MTR. LONG



SOLID CONCRETE BLOCKS

Size: 4" X 9" X 18" (INCH)
6" X 9" X 18" (INCH)



LINING BLOCK



INTERLOCKING PAVING BLOCK

Size: 60 X 220 X 110 MM - UPTO 30 MPA
80 X 220 X 110 MM - UPTO 50 MPA



BALLON PAVING BLOCKS

Size: 60 X 200 X 100 MM - UPTO 30 MPA



**OCTANGLE PAVING BLOCKS (GRAY)
RED SQUARE FOR OCTAGONAL PAVING**

Size: 60 X 200 X 200 MM Size: 60 X 80 X 80 MM - UPTO 30 MPA



RECTANGLE PAVING BLOCK

Size: 60 X 200 X 100 MM - UPTO 30 MPA
80 X 200 X 100 MM - UPTO 40 MPA